



KAMDHENU ISPAT LIMITED

Corporate Office : 2nd Floor, Tower A, Building No. 9, DLF Cyber City, Phase III
Gurgaon - 122002 (Haryana) Phone : 0124 - 4604500 (30 Lines) Fax : 0124 - 4218524
E-mail : kamdhenu@kamdhenuispat.com, Website : www.kamdhenuispat.com

Date: 13.07.2013

To,
Mr. K. Hari,
(Asst. Vice President)
National Stock Exchange of India Limited
Exchange Plaza, Bandra Kurla Complex
Bandra(E),
Mumbai-400 051

To,
Mr. Bhushan Mokashi
(Deputy General Manager)
Corporate Relationship Department
Bombay Stock Exchange Limited,
14th Floor, Rotunda Building,
B.S. Marg, Fort
Mumbai- 400 001

REF: Security Code KIL

Ref: Security Code 532741

Dear Sir,

Sub: Quarterly Compliance Under Clause 35 of the Listing Agreement & Clause 49 of the Listing Agreement for the quarter ended 30.06.2013.

With reference to the captioned subject, please find enclosed herewith

1. Shareholding Pattern of the Company for the quarter ended 30.06.2013.
2. Compliance Report on Corporate Governance for the quarter ended 30.06.2013.

Please take the same on your record.

Thanking you,


Yours truly,

For Kamdhenu Ispat Limited


Yogendra Dwivedi
Company Secretary

(1)(a) STATEMENT SHOWING SHAREHOLDING PATTERN IN CLAUSE-35

NAME OF THE COMPANY: KAMEDHENU ISPAT LTD		Name of the Scrip:	
SCRIP CODE: 532741			
Class of Security:			
QUARTER ENDED: 30/06/2013			
Partly paid-up shares	No. of partly paid-up shares	As a % of total no. of partly paid-up shares	As a % of total no. of shares of the Company.
Held by promoter/promoter group	0	0	0
Held by Public	0	0	0
Total:	0	0	0
Outstanding convertible securities:	No. of outstanding securities	As a % of total no. of outstanding convertible securities.	As a % of total no. of shares of the Company assuming full conversion of the convertible securities
Held by promoter/promoter group	0	0	0
Held by Public	0	0	0
Total:	0	0	0
Warrants:	No. of warrants	As a % of total no. of warrants	As a % of total no. of shares of the Company, assuming full conversion of warrants
Held by promoter/promoter group	0	0	0
Held by Public	0	0	0
Total:	0	0	0
Total paid-up capital of the Company, assuming full conversion of warrants and convertible securities	23400000	0	100.00



CATEGORY CODE	CATEGORY OF SHAREHOLDER	NO OF SHAREHOLDERS (III)	TOTAL NUMBER OF SHARES (IV)	NO OF SHARES HELD IN DEMATERIALIZED FORM (V)	TOTAL SHAREHOLDING AS A % OF TOTAL NO OF SHARES			SHARES PLEDGE OR OTHERWISE ENCUMBERED	
					AS a PERCENTAGE of (A+B) (VI)	As a PERCENTAGE of (A+B+C) (VII)	NUMBER OF SHARES (VIII)	AS a PERCENTAGE (IX)=(VIII)/(V)*100	
(I)	(II)								
(A)	PROMOTER AND PROMOTER GROUP								
(1)	INDIAN								
(a)	Individual /HUF	16	7647676	7647676	32.68		32.68	0	0.00
(b)	Central Government/State Government(s)	0	0	0	0.00		0.00	0	0.00
(c)	Bodies Corporate	6	7194017	7194017	30.74		30.74	0	0.00
(d)	Financial Institutions / Banks	0	0	0	0.00		0.00	0	0.00
(e)	Others	0	0	0	0.00		0.00	0	0.00
	Sub-Total A(1) :	22	14841693	14841693	63.43		63.43	0	0.00
(2)	FOREIGN								
(a)	Individuals (NRIs/Foreign Individuals)	0	0	0	0.00		0.00	0	0.00
(b)	Bodies Corporate	0	0	0	0.00		0.00	0	0.00
(c)	Institutions	0	0	0	0.00		0.00	0	0.00
(d)	Qualified Foreign Investor	0	0	0	0.00		0.00	0	0.00
(e)	Others	0	0	0	0.00		0.00	0	0.00
	Sub-Total A(2) :	0	0	0	0.00		0.00	0	0.00
	Total A=A(1)+A(2)	22	14841693	14841693	63.43		63.43	0	0.00
(B)	PUBLIC SHAREHOLDING								
(1)	INSTITUTIONS								
(a)	Mutual Funds /UTI	0	0	0	0.00		0.00	0	0.00
(b)	Financial Institutions /Banks	1	700	700	0.00		0.00	0	0.00
(c)	Central Government / State Government(s)	0	0	0	0.00		0.00	0	0.00
(d)	Venture Capital Funds	0	0	0	0.00		0.00	0	0.00
(e)	Insurance Companies	0	0	0	0.00		0.00	0	0.00
(f)	Foreign Institutional Investors	1	8372	8372	0.04		0.04	0	0.00
(g)	Foreign Venture Capital Investors	0	0	0	0.00		0.00	0	0.00
(h)	Qualified Foreign Investor	0	0	0	0.00		0.00	0	0.00
(i)	Others	0	0	0	0.00		0.00	0	0.00
	Sub-Total B(1) :	2	9072	9072	0.04		0.04	0	0.00
(2)	NON-INSTITUTIONS								



CATEGORY CODE	CATEGORY OF SHAREHOLDER	NO OF SHAREHOLDERS (III)	TOTAL NUMBER OF SHARES (IV)	NO OF SHARES HELD IN DEMATERIALIZED FORM (V)	TOTAL SHAREHOLDING AS A % OF TOTAL NO OF SHARES		SHARES PLEDGE OR OTHERWISE ENCUMBERED	
					AS a PERCENTAGE of (A+B) (VI)	As a PERCENTAGE of (A+B+C) (VII)	NUMBER OF SHARES AS a PERCENTAGE (VIII)	(IX)=(VIII)/(IV)*100
(a)	Bodies Corporate	247	2300898	2300898	9.83	9.83		
(b)	Individuals							
	(i) Individuals holding nominal share capital upto Rs.1 lakh	11165	3961571	3954211	16.93	16.93		
	(ii) Individuals holding nominal share capital in excess of Rs.1 lakh	48	2219578	2219578	9.49	9.49		
(c)	Others							
	NON RESIDENT INDIANS	34	59633	59633	0.25	0.25		
	CLEARING MEMBERS	26	7555	7555	0.03	0.03		
(d)	Qualified Foreign Investor	0	0	0	0.00	0.00		
	Sub-Total B(2) :	11520	8549235	8541875	36.54	36.54		
	Total B=B(1)+B(2) :	11522	8558307	8550947	36.57	36.57		
	Total (A+B) :	11544	23400000	23392640	100.00	100.00		
(C)	Shares held by custodians, against which Depository Receipts have been issued							
(1)	Promoter and Promoter Group							
(2)	Public	0	0	0	0.00	0.00		
	GRAND TOTAL (A+B+C) :	11544	23400000	23392640	100.00	100.00	0	0.00



(B)(b) Statement showing holding of securities (including shares, warrants, convertible securities) of persons belonging to the category "Promoter and Promoter Group"											
Sr.No	Name of the Shareholder	Details of Shares held			Encumbered shares (*)			Details of Warrants			Total Shares (including underlying shares assuming full conversion of warrants and convertible securities) as a % of diluted share capital
		No. of Shares held (iii)	As a % of grand total (A)+(B)+(C) (iv)	Pledge Shares (v)	AS a percentage (vi)=(v)/(iii)*100 (vi)	AS a % of grand total (A)+(B)+(C) of sub-clause (i)(a) (vii)	Number of warrants held (viii)	As a % total number of warrants of the same class (ix)	Number of convertible securities held (x)	As a % total number of convertible securities of the same class (xi)	
(i)	(ii)	(iii)	(iv)	(v)	(vi)	(vii)	(viii)	(ix)	(x)	(xi)	(xii)
1	KAMDHENU OVERSEAS LIMITED										
2	SUNIL KUMAR AGARWAL	299873	12.82	0	0.00	0.00	0	0.00	0	0.00	12.82
3	SATISH KUMAR AGARWAL	1295292	5.54	0	0.00	0.00	0	0.00	0	0.00	5.54
4	KAMDHENU PAINT INDUSTRIES LIMITED	1281742	5.48	0	0.00	0.00	0	0.00	0	0.00	5.48
5	KAMDHENU CONCAST LIMITED	1279700	5.47	0	0.00	0.00	0	0.00	0	0.00	5.47
6	SARITA AGARWAL	1125510	4.81	0	0.00	0.00	0	0.00	0	0.00	4.81
7	SHAFALI AGARWAL	1063700	4.55	0	0.00	0.00	0	0.00	0	0.00	4.55
8	KAMDHENU INFRADEVELOPERS LIMITED	768842	3.26	0	0.00	0.00	0	0.00	0	0.00	3.26
9	KAMDHENU NUTRIENTS PRIVATE LIMITED	600000	2.56	0	0.00	0.00	0	0.00	0	0.00	2.56
10	KAMDHENU MATALLIC INDUSTRIES LIMITED	600000	2.56	0	0.00	0.00	0	0.00	0	0.00	2.56
11	SACHIN AGARWAL	588934	2.52	0	0.00	0.00	0	0.00	0	0.00	2.52
12	SAURABH AGARWAL	472800	2.04	0	0.00	0.00	0	0.00	0	0.00	2.04
13	RADHA AGARWAL	476500	2.04	0	0.00	0.00	0	0.00	0	0.00	2.04
14	SATISH KUMAR AGARWAL	383100	1.64	0	0.00	0.00	0	0.00	0	0.00	1.64
15	SHATUL AGARWAL	365900	1.56	0	0.00	0.00	0	0.00	0	0.00	1.56
16	SUNIL KUMAR	337700	1.44	0	0.00	0.00	0	0.00	0	0.00	1.44
17	SHIVANI AGARWAL	300280	1.28	0	0.00	0.00	0	0.00	0	0.00	1.28
18	PRIVANKA AGARWAL	240235	1.03	0	0.00	0.00	0	0.00	0	0.00	1.03
19	ISHITA AGARWAL	231129	0.99	0	0.00	0.00	0	0.00	0	0.00	0.99
20	SOMYA AGARWAL	145716	0.62	0	0.00	0.00	0	0.00	0	0.00	0.62
21	AYUSH AGARWAL	144660	0.62	0	0.00	0.00	0	0.00	0	0.00	0.62
22	AYUSH AGARWAL	90600	0.39	0	0.00	0.00	0	0.00	0	0.00	0.39
		50000	0.21	0	0.00	0.00	0	0.00	0	0.00	0.21
	TOTAL :	14841693	63.43	0	0.00	0.00	0	0.00	0	0.00	63.43




Name of the shareholder	Number of shares held	Shares as a percentage of total number of shares (i.e., Grant total (A)+(B)+(C) indicated in Statement at para (1)(a) above)	Details of warrants		As a % total number of warrants of the same class	Details of convertible securities		Total shares (including underlying shares assuming full conversion of warrants and convertible securities) as a % of diluted share capital
			Number of warrants held	Number of convertible securities held		Number of convertible securities of the same class	% w.r.t total number of convertible securities of the same class	
SMC GLOBAL SECURITIES LIMITED	455076	1.94	0	0.00	0	0.00	1.94	
INDIAN SECURITIES LIMITED	266330	1.14	0	0.00	0	0.00	1.14	
PRADEEP KUMAR GARG	257438	1.10	0	0.00	0	0.00	1.10	
KEDIA CONSULTANTS PRIVATE LIMITED	255680	1.09	0	0.00	0	0.00	1.09	
THREE DEE EXIM PRIVATE LIMITED	234500	1.00	0	0.00	0	0.00	1.00	
TOTAL :	1469024	6.28	0	0.00	0	0.00	6.28	




01(c)(ii) Statement showing holding of securities (including shares, warrants, convertible securities) of persons (together with PAC) belonging to the category "Public" and holding more than 5% of the total number of shares of the company						
Sr.No.	Name(s) of the shareholder(s) and the Persons Acting in Concert (PAC) with shares held	Number of shares held	Shares as a percentage of total number of shares (i.e., Grant total (A)+(B)+(C) indicated in Statement at para (i)(a) above)	Details of warrants		Total shares (including underlying shares assuming full conversion of warrants and convertible securities) as a % of diluted share capital
				Number of warrants held	As a % total number of warrants of the same class	
				Details of convertible securities		
				Number of convertible securities held	% w.r.t total number of convertible securities of the same class	
TOTAL :				0	0	0





STATEMENT SHOWING DETAILS OF LOCKED-IN SHARES"			
(i)(d)			
Sr.No.	Name of the shareholder	Number of locked-in shares	Locked-in shares as a (%) percentage of total number of shares (i.e, Grand Total (A)+(B)+(C) Indicated in Statement at para (i)(a) above)
1	KAMDHENU OVERSEAS LIMITED	400000	Promoter/Promoter Group/Public 1.71
2	KAMDHENU INFRADEVELOPERS LIMITED	400000	PROMOTER/PROMOTER GROUP 1.71
3	KAMDHENU NUTRIENTS PRIVATE LIMITED	400000	PROMOTER/PROMOTER GROUP 1.71
4	KAMDHENU MATAILLIC INDUSTRIES LIMITED	400000	PROMOTER/PROMOTER GROUP 1.71
5	KAMDHENU PAINT INDUSTRIES LIMITED	400000	PROMOTER/PROMOTER GROUP 1.71
6	KAMDHENU CONCAST LIMITED	400000	PROMOTER/PROMOTER GROUP 1.71
7	KAMDHENU OVERSEAS LIMITED	200000	PROMOTER/PROMOTER GROUP 0.85
8	KAMDHENU INFRADEVELOPERS LIMITED	200000	PROMOTER/PROMOTER GROUP 0.85
9	KAMDHENU NUTRIENTS PRIVATE LIMITED	200000	PROMOTER/PROMOTER GROUP 0.85
10	KAMDHENU PAINT INDUSTRIES LIMITED	200000	PROMOTER/PROMOTER GROUP 0.85
11	KAMDHENU CONCAST LIMITED	200000	PROMOTER/PROMOTER GROUP 0.85
12	SARITA AGARWAL	200000	PROMOTER/PROMOTER GROUP 0.85
13	SARITA AGARWAL	200000	PROMOTER/PROMOTER GROUP 0.85
14	KAMDHENU MATAILLIC INDUSTRIES LIMITED	188934	PROMOTER/PROMOTER GROUP 0.81
15	SACHIN AGARWAL	100000	PROMOTER/PROMOTER GROUP 0.43
16	SACHIN AGARWAL	100000	PROMOTER/PROMOTER GROUP 0.43
17	SAURABH AGARWAL	100000	PROMOTER/PROMOTER GROUP 0.43
18	SAURABH AGARWAL	100000	PROMOTER/PROMOTER GROUP 0.43
	TOTAL :	4388934	18.76

STATEMENT SHOWING DETAILS OF DEPOSITORY RECEIPTS (DRs)			
(II)(a)			
Sr.No.	Type of outstanding DR (ADRs,GDRs,SDRs,etc.)	Number of outstanding DRs	Number of shares underlying outstanding DRs
			Shares underlying outstanding DRs as a percentage of total number of shares (i.e., Grand Total (A)+(B)+(C) indicated in Statement at Para (I)(a) above)
TOTAL :		0	0
			0



Statement showing Holding of Depository Receipts (DRs), where underlying shares held by "Promoter/Promoter group" are in excess of 1% of the total number shares.				
(II)(b)		Type of outstanding DR (ADRs, GDRs, SDRs, etc.)	Number of shares underlying outstanding DRs	Shares underlying outstanding DRs as a percentage of total number of shares (i.e., Grand Total (A)+(B)+(C) indicated in Statement at para (I)(a) above)
Sr.No.	Name of the DR Holder			
TOTAL :			0	0



KAMDHENU ISPAT LIMITED
COMPLIANCE REPORT ON CORPORATE GOVERNANCE
FOR THE QUARTER ENDED 30TH JUNE, 2013

Particulars	Clause of Listing Agreement	Compliance Status Yes/No	Remarks
I. Board of Directors	49 I		
A Composition of Board	49 (IA)	Yes	
B. Non Executive Directors' Compensation & disclosures	49 (IB)	Yes	No other remuneration being paid to Non Executive Directors, apart from sitting fees.
C. Other provisions as to Board and Committees	49 (IC)	Yes	
D. Code of Conduct	49 (ID)	Yes	
II. Audit Committee	49 II		
A. Qualified and Independent Audit Committee	49 (IIA)	Yes	
B. Meetings of Audit Committee	49 (IIB)	Yes	
C. Powers of Audit Committee	49 (IIC)	Yes	
D. Role of Audit Committee	49 (IID)	Yes	
E. Review of Information by Audit Committee	49 (IIE)	Yes	
III. Subsidiary Companies.	49 III	Yes	Company does not have any material non listed Indian Subsidiary Company
IV. Disclosures	49 IV		
A. Basis of related party transactions	49 IV A	Yes	
B. Disclosure of Accounting treatment	49 IV B	N.A.	No accounting treatment different from that prescribed in accounting standard has been followed.
C. Board Disclosures	49 IV C	Yes	
D. Proceeds from public issues, right issues, preferential issues.	49 IV D	Yes	
E. Remuneration of Directors	49 IV E	Yes	
F. Management	49 IV F	Yes	
G. Shareholders	49 IV G	Yes	
V. CEO / CFO Certification	49 V	Yes	
VI. Report on Corporate Governance	49 VI	Yes	
VII. Compliance	49 VII	Yes	

