
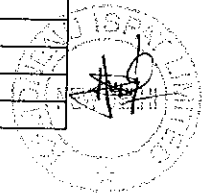


**(1)(a) STATEMENT SHOWING SHAREHOLDING PATTERN IN CLAUSE-35**

<b>NAME OF THE COMPANY:KAMEDHENU ISPAT LTD</b>			
<b>SCRIP CODE:</b>	<b>532741</b>	<b>Name of the Scrip:</b>	
<b>Class of Security:</b>			
<b>QUARTER ENDED:</b>	<b>31/03/2015</b>		
<b>Partly paid-up shares</b>	<b>No. of partly paid-up shares</b>	<b>As a % of total no. of partly paid-up shares</b>	<b>As a % of total no. of shares of the Company.</b>
Held by promoter/promoter group	0	0	0
Held by Public	0	0	0
<b>Total:</b>	<b>0</b>	<b>0</b>	<b>0</b>
<b>Outstanding convertible securities:</b>	<b>No. of outstanding securities</b>	<b>As a % of total no. of outstanding convertible securities.</b>	<b>As a % of total no. of shares of the Company assuming full conversion of the convertible securities</b>
Held by promoter/promoter group	0	0	0
Held by Public	0	0	0
<b>Total:</b>	<b>0</b>	<b>0</b>	<b>0</b>
<b>Warrants:</b>	<b>No. of warrants</b>	<b>As a % of total no. of warrants</b>	<b>As a % of total no. of shares of the Company, assuming full conversion of warrants</b>
Held by promoter/promoter group	0	0	0
Held by Public	0	0	0
<b>Total:</b>	<b>0</b>	<b>0</b>	<b>0</b>
<b>Total paid-up capital of the Company, assuming full conversion of warrants and convertible securities</b>	<b>23400000</b>	<b>0</b>	<b>100.00</b>



CATEGORY CODE	CATEGORY OF SHAREHOLDER	NO OF SHAREHOLDERS	TOTAL NUMBER OF SHARES	NO OF SHARES HELD IN DEMATERIALIZED FORM	TOTAL SHAREHOLDING AS A % OF TOTAL NO OF SHARES		SHARES PLEDGE OR OTHERWISE ENCUMBERED	
					AS a PERCENTAGE of (A+B)	As a PERCENTAGE of (A+B+C)	NUMBER OF SHARES	AS a PERCENTAGE
(I)	(II)	(III)	(IV)	(V)	(VI)	(VII)	(VIII)	(IX)=(VIII)/(IV)*100
(A)	PROMOTER AND PROMOTER GROUP							
(1)	INDIAN							
(a)	Individual /HUF							
(b)	Central Government/State Government(s)	16	8486742	8486742	36.27	36.27	0	0.00
(c)	Bodies Corporate	0	0	0	0.00	0.00	0	0.00
(d)	Financial Institutions / Banks	6	7704018	7704018	32.92	32.92	0	0.00
(e)	Others	0	0	0	0.00	0.00	0	0.00
	<b>Sub-Total A(1) :</b>	<b>22</b>	<b>16190760</b>	<b>16190760</b>	<b>69.19</b>	<b>69.19</b>	<b>0</b>	<b>0.00</b>
(2)	FOREIGN							
(a)	Individuals (NRIs/Foreign Individuals)	0	0	0	0.00	0.00	0	0.00
(b)	Bodies Corporate	0	0	0	0.00	0.00	0	0.00
(c)	Institutions	0	0	0	0.00	0.00	0	0.00
(d)	Qualified Foreign Investor	0	0	0	0.00	0.00	0	0.00
(e)	Others	0	0	0	0.00	0.00	0	0.00
	<b>Sub-Total A(2) :</b>	<b>0</b>	<b>0</b>	<b>0</b>	<b>0.00</b>	<b>0.00</b>	<b>0</b>	<b>0.00</b>
	<b>Total A=A(1)+A(2)</b>	<b>22</b>	<b>16190760</b>	<b>16190760</b>	<b>69.19</b>	<b>69.19</b>	<b>0</b>	<b>0.00</b>
(B)	PUBLIC SHAREHOLDING							
(1)	INSTITUTIONS							
(a)	Mutual Funds /UTI	0	0	0	0.00	0.00	0	0.00
(b)	Financial Institutions /Banks	1	700	700	0.00	0.00	0	0.00
(c)	Central Government / State Government(s)	0	0	0	0.00	0.00	0	0.00
(d)	Venture Capital Funds	0	0	0	0.00	0.00	0	0.00
(e)	Insurance Companies	0	0	0	0.00	0.00	0	0.00
(f)	Foreign Institutional Investors	0	0	0	0.00	0.00	0	0.00
(g)	Foreign Venture Capital Investors	0	0	0	0.00	0.00	0	0.00
(h)	Qualified Foreign Investor	0	0	0	0.00	0.00	0	0.00
(i)	Others	0	0	0	0.00	0.00	0	0.00
	<b>Sub-Total B(1) :</b>	<b>1</b>	<b>700</b>	<b>700</b>	<b>0.00</b>	<b>0.00</b>	<b>0</b>	<b>0.00</b>
(2)	NON-INSTITUTIONS							




CATEGORY CODE	CATEGORY OF SHAREHOLDER	NO OF SHAREHOLDERS	TOTAL NUMBER OF SHARES	NO OF SHARES HELD IN DEMATERIALIZED FORM	TOTAL SHAREHOLDING AS A % OF TOTAL NO OF SHARES		SHARES PLEDGE OR OTHERWISE ENCUMBERED	
					AS a PERCENTAGE of (A+B)	As a PERCENTAGE of (A+B+C)	NUMBER OF SHARES	AS a PERCENTAGE
(I)	(II)	(III)	(IV)	(V)	(VI)	(VII)	(VIII)	(IX)=(VIII)/(IV)*100
(a)	Bodies Corporate	236	1074609	1074609	4.59	4.59		
(b)	Individuals							
	(i) Individuals holding nominal share capital upto Rs.1 lakh	8939	3140400	3133192	13.42	13.42		
	(ii) Individuals holding nominal share capital in excess of Rs.1 lakh	52	2938445	2938445	12.56	12.56		
(c)	Others							
	CLEARING MEMBERS	11	9099	9099	0.04	0.04		
	NON RESIDENT INDIANS	25	45987	45987	0.20	0.20		
(d)	Qualified Foreign Investor	0	0	0	0.00	0.00		
	Sub-Total B(2) :	9263	7208540	7201332	30.81	30.81		
	Total B=B(1)+B(2) :	9264	7209240	7202032	30.81	30.81		
	Total (A+B) :	9286	23400000	23392792	100.00	100.00		
(C)	Shares held by custodians, against which Depository Receipts have been issued							
(1)	Promoter and Promoter Group							
(2)	Public	0	0	0	0.00	0.00		
	<b>GRAND TOTAL (A+B+C) :</b>	<b>9286</b>	<b>23400000</b>	<b>23392792</b>	<b>100.00</b>	<b>0.00</b>	<b>0</b>	<b>0.00</b>




Statement showing holding of securities (including shares, warrants, convertible securities) of persons belonging to the category "Promoter and Promoter Group"

Name of the Shareholder	Details of Shares held		Encumbered shares (*)			Details of Warrants		Details of convertible securities		Total Shares (including underlying shares assuming full conversion of warrants and convertible securities) as a % of diluted share capital
	No. of Shares held	As a % of grand total (A)+(B)+(C)	Pledge Shares	AS a percentage	AS a % of grand total (A) + (B) + (C) of sub-clause (I)(a)	Number of warrants held	As a % total number of warrants of the same class	Number of convertible securities held	As a % total number of convertible securities of the same class	
	(iii)	(iv)	(v)	(vi)=(v)/(iii)*100	(vii)	(viii)	(ix)	(x)	(xi)	
KAMDHENU OVERSEAS LIMITED	2999873	12.82	0	0.00	0.00	0	0.00	0	0.00	12.82
KAMDHENU PAINT INDUSTRIES LIMITED	1501701	6.42	0	0.00	0.00	0	0.00	0	0.00	6.42
KAMDHENU CONCAST LIMITED	1413510	6.04	0	0.00	0.00	0	0.00	0	0.00	6.04
SARITA AGARWAL	1354450	5.79	0	0.00	0.00	0	0.00	0	0.00	5.79
SUNIL KUMAR AGARWAL	1295292	5.54	0	0.00	0.00	0	0.00	0	0.00	5.54
SATISH KUMAR AGARWAL	1281842	5.48	0	0.00	0.00	0	0.00	0	0.00	5.48
SHAFALI AGRAWAL	763842	3.26	0	0.00	0.00	0	0.00	0	0.00	3.26
SACHIN AGARWAL	673719	2.88	0	0.00	0.00	0	0.00	0	0.00	2.88
KAMDHENU INFRADEVELOPERS LIMITED	600000	2.56	0	0.00	0.00	0	0.00	0	0.00	2.56
KAMDHENU NUTRIENTS PRIVATE LIMITED	600000	2.56	0	0.00	0.00	0	0.00	0	0.00	2.56
KAY2 STEEL LIMITED	588934	2.52	0	0.00	0.00	0	0.00	0	0.00	2.52
SAURABH AGARWAL	576500	2.46	0	0.00	0.00	0	0.00	0	0.00	2.46
RADHA AGARWAL	541877	2.32	0	0.00	0.00	0	0.00	0	0.00	2.32
SATISH KUMAR AGARWAL	365900	1.56	0	0.00	0.00	0	0.00	0	0.00	1.56
SHATUL AGARWAL	337700	1.44	0	0.00	0.00	0	0.00	0	0.00	1.44
SUNIL KUMAR	300280	1.28	0	0.00	0.00	0	0.00	0	0.00	1.28
SHIVANI AGARWAL	255235	1.09	0	0.00	0.00	0	0.00	0	0.00	1.09
PRIYANKA AGARWAL	244129	1.04	0	0.00	0.00	0	0.00	0	0.00	1.04
ISHITA AGARWAL	210716	0.90	0	0.00	0.00	0	0.00	0	0.00	0.90
SOMYA AGARWAL	144660	0.62	0	0.00	0.00	0	0.00	0	0.00	0.62
AYUSH AGARWAL	90600	0.39	0	0.00	0.00	0	0.00	0	0.00	0.39
AYUSH AGARWAL	50000	0.21	0	0.00	0.00	0	0.00	0	0.00	0.21
<b>TOTAL :</b>	<b>16190760</b>	<b>69.19</b>	<b>0</b>	<b>0.00</b>	<b>0.00</b>	<b>0</b>	<b>0.00</b>	<b>0</b>	<b>0.00</b>	<b>69.19</b>




(0)(c)(i) Statement showing holding of securities (including shares, warrants, convertible securities) of persons belonging to the category "Public" and holding more than 1% of the total number of shares								
Sr.No.	Name of the shareholder	Number of shares held	Shares as a percentage of total number of shares (i.e., Grant total (A)+(B)+(C) indicated in Statement at para (i)(a) above)	Details of warrants		Details of convertible securities		Total shares (including underlying shares assuming full conversion of warrants and convertible securities) as a % of diluted share capital)
				Number of warrants held	As a % total number of warrants of the same class	Number of convertible securities held	% w.r.t total number of convertible securities of the same class	
1	PRADEEP KUMAR GARG	397438	1.70	0	0.00	0	0.00	1.70
2	SANGEETHA S	348190	1.49	0	0.00	0	0.00	1.49
3	INDIAN SECURITIES LIMITED	266330	1.14	0	0.00	0	0.00	1.14
4	THREE DEE EXIM PRIVATE LIMITED	234500	1.00	0	0.00	0	0.00	1.00
<b>TOTAL :</b>		<b>1246458</b>	<b>5.33</b>	<b>0</b>	<b>0.00</b>	<b>0</b>	<b>0.00</b>	<b>5.33</b>



(i)(c)(ii) Statement showing holding of securities (including shares, warrants, convertible securities) of persons (together with PAC) belonging to the category "Public" and holding more than 5% of the total number of shares of the company								
Sr.No.	Name(s) of the shareholder(s) and the Persons Acting in Concert (PAC) with	Number of shares held	Shares as a percentage of total number of shares (i.e., Grant total (A)+(B)+(C) indicated in Statement at para (i)(a) above)	Details of warrants		Details of convertible securities		Total shares (including underlying shares assuming full conversion of warrants and convertible securities) as a % of diluted share capital)
				Number of warrants held	As a % total number of warrants of the same class	Number of convertible securities held	% w.r.t total number of convertible securities of the same class	
<b>TOTAL :</b>		0	0	0	0	0	0	0



(I)(d) STATEMENT SHOWING DETAILS OF LOCKED-IN SHARES"				
Sr.No.	Name of the shareholder	Number of locked-in shares	Locked-in shares as a (%) percentage of total number of shares {i.e, Grand Total (A)+(B)+(C) Indicated in Statement at para (I)(a) above}	Promoter/Promoter Group/Public
1	KAMDHENU OVERSEAS LIMITED	400000	1.71	PROMOTER/PROMOTER GROUP
2	KAMDHENU INFRADEVELOPERS LIMITED	400000	1.71	PROMOTER/PROMOTER GROUP
3	KAMDHENU NUTRIENTS PRIVATE LIMITED	400000	1.71	PROMOTER/PROMOTER GROUP
4	KAY2 STEEL LIMITED	400000	1.71	PROMOTER/PROMOTER GROUP
5	KAMDHENU PAINT INDUSTRIES LIMITED	400000	1.71	PROMOTER/PROMOTER GROUP
6	KAMDHENU CONCAST LIMITED	400000	1.71	PROMOTER/PROMOTER GROUP
7	SARITA AGARWAL	200000	0.85	PROMOTER/PROMOTER GROUP
8	SAURABH AGARWAL	100000	0.43	PROMOTER/PROMOTER GROUP
9	SACHIN AGARWAL	100000	0.43	PROMOTER/PROMOTER GROUP
	<b>TOTAL :</b>	<b>2800000</b>	<b>11.97</b>	



(II)(a) STATEMENT SHOWING DETAILS OF DEPOSITORY RECEIPTS (DRS)				
Sr.No.	Type of outstanding DR (ADRs,GDRs,SDRs,etc.)	Number of outstanding DRs	Number of shares underlying outstanding DRs	Shares underlying outstanding DRs as a percentage of total number of shares {i.e., Grand Total (A)+(B)+(C) indicated in Statement at Para(I)(a) above}
	TOTAL :	0	0	0





(II)(b) Statement showing Holding of Depository Receipts (DRs), where underlying shares held by "Promoter/Promoter group" are in excess of 1% of the total number shares.				
Sr.No.	Name of the DR Holder	Type of outstanding DR (ADRs,GDRs,SDRs, etc.)	Number of shares underlying outstanding DRs	Shares underlying outstanding DRs as a percentage of total number of shares (i.e., Grand Total (A)+(B)+(C) indicated in Statement at para(I)(a) above)
TOTAL :			0	0

