



(1)(a) STATEMENT SHOWING SHAREHOLDING PATTERN IN CLAUSE-35


NAME OF THE COMPANY:KAMEDHENU ISPAT LTD			
SCRIP CODE:	532741	Name of the Scrip:	
Class of Security:			
QUARTER ENDED:	31/12/2013		
Partly paid-up shares	No. of partly paid-up shares	As a % of total no. of partly paid-up shares	As a % of total no. of shares of the Company.
Held by promoter/promoter group	0	0	0
Held by Public	0	0	0
Total:	0	0	0
Outstanding convertible securities:	No. of outstanding securities	As a % of total no. of outstanding convertible securities.	As a % of total no. of shares of the Company assuming full conversion of the convertible securities
Held by promoter/promoter group	0	0	0
Held by Public	0	0	0
Total:	0	0	0
Warrants:	No. of warrants	As a % of total no. of warrants	As a % of total no. of shares of the Company, assuming full conversion of warrants
Held by promoter/promoter group	0	0	0
Held by Public	0	0	0
Total:	0	0	0
Total paid-up capital of the Company, assuming full conversion of warrants and convertible securities	23400000	0	100.00




CATEGORY CODE	CATEGORY OF SHAREHOLDER	NO OF SHAREHOLDERS (III)	TOTAL NUMBER OF SHARES (IV)	NO OF SHARES HELD IN DEMATERIALIZED FORM (V)	TOTAL SHAREHOLDING AS A % OF TOTAL NO OF SHARES		SHARES PLEDGE OR OTHERWISE ENCUMBERED	
					AS a PERCENTAGE of (A+B) (VI)	As a PERCENTAGE of (A+B+C) (VII)	NUMBER OF SHARES (VIII)	AS a PERCENTAGE (IX)=(VIII)/(IV)*100
(I)	(II)							
(A)	PROMOTER AND PROMOTER GROUP							
(1)	INDIAN							
(a)	Individual /HUF	16	772776	772776	33.02	33.02	0	0.00
(b)	Central Government/State Government(s)	0	0	0	0.00	0.00	0	0.00
(c)	Bodies Corporate	6	7194017	7194017	30.74	30.74	0	0.00
(d)	Financial Institutions / Banks	0	0	0	0.00	0.00	0	0.00
(e)	Others	0	0	0	0.00	0.00	0	0.00
	Sub-Total A(1) :	22	14921793	14921793	63.77	63.77	0	0.00
(2)	FOREIGN							
(a)	Individuals (NRIs/Foreign Individuals)	0	0	0	0.00	0.00	0	0.00
(b)	Bodies Corporate	0	0	0	0.00	0.00	0	0.00
(c)	Institutions	0	0	0	0.00	0.00	0	0.00
(d)	Qualified Foreign Investor	0	0	0	0.00	0.00	0	0.00
(e)	Others	0	0	0	0.00	0.00	0	0.00
	Sub-Total A(2) :	0	0	0	0.00	0.00	0	0.00
	Total A=A(1)+A(2)	22	14921793	14921793	63.77	63.77	0	0.00
(B)	PUBLIC SHAREHOLDING							
(1)	INSTITUTIONS							
(a)	Mutual Funds /UTI	0	0	0	0.00	0.00	0	0.00
(b)	Financial Institutions /Banks	1	700	700	0.00	0.00	0	0.00
(c)	Central Government / State Government(s)	0	0	0	0.00	0.00	0	0.00
(d)	Venture Capital Funds	0	0	0	0.00	0.00	0	0.00
(e)	Insurance Companies	0	0	0	0.00	0.00	0	0.00
(f)	Foreign Institutional Investors	0	0	0	0.00	0.00	0	0.00
(g)	Foreign Venture Capital Investors	0	0	0	0.00	0.00	0	0.00
(h)	Qualified Foreign Investor	0	0	0	0.00	0.00	0	0.00
(i)	Others	0	0	0	0.00	0.00	0	0.00
	Sub-Total B(1) :	1	700	700	0.00	0.00	0	0.00
(2)	NON-INSTITUTIONS							




CATEGORY CODE	CATEGORY OF SHAREHOLDER	NO OF SHAREHOLDERS	TOTAL NUMBER OF SHARES	NO OF SHARES HELD IN DEMATERIALIZED FORM	TOTAL SHAREHOLDING AS A % OF TOTAL NO OF SHARES		SHARES PLEDGE OR OTHERWISE ENCUMBERED	
					AS a PERCENTAGE of (A+B)	As a PERCENTAGE of (A+B+C)	NUMBER OF SHARES	AS a PERCENTAGE
(I)	(II)	(III)	(IV)	(V)	(VI)	(VII)	(VIII)	(IX)=(VIII)/(IV)*100
(a)	Bodies Corporate							
(b)	Individuals	245	2323253	2323253	9.93	9.93		
	(i) Individuals holding nominal share capital upto Rs.1 lakh							
	(ii) Individuals holding nominal share capital in excess of Rs.1 lakh	10713	3770002	3762630	16.11	16.11		
(c)	Others	42	2323847	2323847	9.93	9.93		
	NON RESIDENT INDIANS							
	CLEARING MEMBERS	29	56223	56223	0.24	0.24		
(d)	Qualified Foreign Investor	16	4182	4182	0.02	0.02		
		0	0	0	0.00	0.00		
	Sub-Total B(2) :	11045	8477507	8470135	36.23	36.23		
	Total B=B(1)+B(2) :	11046	8478207	8470835	36.23	36.23		
	Total (A+B) :	11068	23400000	23392628	100.00	100.00		
(C)	Shares held by custodians, against which Depository Receipts have been issued							
(1)	Promoter and Promoter Group							
(2)	Public	0	0	0	0.00	0.00		
	GRAND TOTAL (A+B+C) :	11068	23400000	23392628	100.00	0.00	0	0.00




(i)(b) Statement showing holding of securities (including shares, warrants, convertible securities) of persons belonging to the category "Promoter and Promoter Group"												
Sr.No	Name of the Shareholder	Details of Shares held		Encumbered shares (*)			Details of Warrants		Details of convertible securities		Total Shares (Including underlying shares assuming full conversion of warrants and convertible securities) as a % of diluted share capital	
		No. of Shares held	As a % of grand total (A)+(B)+(C)	Pledge Shares	AS a percentage (VI)=(V)/(III)*100	AS a % of grand total (A) + (B) + (C) of sub-clause (I)(a)	Number of warrants held	As a % total number of warrants of the same class	Number of convertible securities held	As a % total number of convertible securities of the same class		
(I)	(II)	(III)	(IV)	(V)	(VI)	(VII)	(VIII)	(IX)	(X)	(XI)	(XII)	
1	KAMDHENU OVERSEAS LIMITED											
2	SUNIL KUMAR AGARWAL	2999873	12.82	0	0.00	0.00	0	0.00	0	0.00	12.82	
3	SATISH KUMAR AGARWAL	1295292	5.54	0	0.00	0.00	0	0.00	0	0.00	5.54	
4	KAMDHENU PAINT INDUSTRIES LIMITED	1281842	5.48	0	0.00	0.00	0	0.00	0	0.00	5.48	
5	KAMDHENU CONCAST LIMITED	1279700	5.47	0	0.00	0.00	0	0.00	0	0.00	5.47	
6	SARITA AGARWAL	1125510	4.81	0	0.00	0.00	0	0.00	0	0.00	4.81	
7	SHAFALI AGRAWAL	1103700	4.72	0	0.00	0.00	0	0.00	0	0.00	4.72	
8	KAMDHENU INFRADEVELOPERS LIMITED	763842	3.26	0	0.00	0.00	0	0.00	0	0.00	3.26	
9	KAMDHENU NUTRIENTS PRIVATE LIMITED	600000	2.56	0	0.00	0.00	0	0.00	0	0.00	2.56	
10	KAYZ STEEL LIMITED	600000	2.56	0	0.00	0.00	0	0.00	0	0.00	2.56	
11	SACHIN AGARWAL	588934	2.52	0	0.00	0.00	0	0.00	0	0.00	2.52	
12	SAURABH AGARWAL	517280	2.21	0	0.00	0.00	0	0.00	0	0.00	2.21	
13	RADHA AGARWAL	476500	2.04	0	0.00	0.00	0	0.00	0	0.00	2.04	
14	SATISH KUMAR AGARWAL	383100	1.64	0	0.00	0.00	0	0.00	0	0.00	1.64	
15	SHATUL AGARWAL	365900	1.56	0	0.00	0.00	0	0.00	0	0.00	1.56	
16	SUNIL KUMAR	337700	1.44	0	0.00	0.00	0	0.00	0	0.00	1.44	
17	SHIVANI AGARWAL	300280	1.28	0	0.00	0.00	0	0.00	0	0.00	1.28	
18	PRIYANKA AGARWAL	240235	1.03	0	0.00	0.00	0	0.00	0	0.00	1.03	
19	ISHITA AGARWAL	231129	0.99	0	0.00	0.00	0	0.00	0	0.00	0.99	
20	SOMYA AGARWAL	145716	0.62	0	0.00	0.00	0	0.00	0	0.00	0.62	
21	AYUSH AGARWAL	144660	0.62	0	0.00	0.00	0	0.00	0	0.00	0.62	
22	AYUSH AGARWAL	90600	0.39	0	0.00	0.00	0	0.00	0	0.00	0.39	
		50000	0.21	0	0.00	0.00	0	0.00	0	0.00	0.21	
	TOTAL :	14921793	63.77	0	0.00	0.00	0	0.00	0	0.00	63.77	




(f)(c)(i) Statement showing holding of securities (including shares, warrants, convertible securities) of persons belonging to the category "Public" and holding more than 1% of the total number of shares								
Sr.No.	Name of the shareholder	Number of shares held	Shares as a percentage of total number of shares (i.e., Grant total (A)+(B)+(C) indicated in Statement at para (f)(a) above)	Details of warrants		Details of convertible securities		Total shares (including underlying shares assuming full conversion of warrants and convertible securities) as a % of diluted share capital)
				Number of warrants held	As a % total number of warrants of the same class	Number of convertible securities held	% w.r.t total number of convertible securities of the same class	
1	PRADEEP KUMAR GARG	397438	1.70	0	0.00	0	0.00	1.70
2	MONEYWISE FINANCIAL SERVICES PRIVATE LIMITED	348480	1.49	0	0.00	0	0.00	1.49
3	SANGEETHA S	348190	1.49	0	0.00	0	0.00	1.49
4	ESHA SECURITIES LTD	292697	1.25	0	0.00	0	0.00	1.25
5	INDIAN SECURITIES LIMITED	266330	1.14	0	0.00	0	0.00	1.14
6	KOTAK MAHINDRA INVESTMENTS LTD	250000	1.07	0	0.00	0	0.00	1.07
7	THREE DEE EXIM PRIVATE LIMITED	234500	1.00	0	0.00	0	0.00	1.00
TOTAL :		2137635	9.14	0	0.00	0	0.00	9.14



(f)(c)(ii) Statement showing holding of securities (including shares, warrants, convertible securities) of persons (together with PAC) belonging to the category "Public" and holding more than 5% of the total number of shares of the company.								
Sr.No.	Name(s) of the shareholder(s) and the Persons Acting in Concert (PAC) with	Number of shares held	Shares as a percentage of total number of shares (i.e., Grant total (A)+(B)+(C) indicated in Statement at para (f)(a) above)	Details of warrants		Details of convertible securities		Total shares (including underlying shares assuming full conversion of warrants and convertible securities) as a % of diluted share capital)
				Number of warrants held	As a % total number of warrants of the same class	Number of convertible securities held	% w.r.t total number of convertible securities of the same class	
TOTAL :		0	0	0	0	0	0	0



(I)(d) STATEMENT SHOWING DETAILS OF LOCKED-IN SHARES"				
Sr.No.	Name of the shareholder	Number of locked-in shares	Locked-in shares as a (%) percentage of total number of shares {i.e, Grand Total (A)+(B)+(C) Indicated in Statement at para (I)(a) above}	Promoter/Promoter Group/Public
1	KAMDHENU OVERSEAS LIMITED	400000	1.71	PROMOTER/PROMOTER GROUP
2	KAMDHENU INFRADEVELOPERS LIMITED	400000	1.71	PROMOTER/PROMOTER GROUP
3	KAMDHENU NUTRIENTS PRIVATE LIMITED	400000	1.71	PROMOTER/PROMOTER GROUP
4	KAY2 STEEL LIMITED	400000	1.71	PROMOTER/PROMOTER GROUP
5	KAMDHENU PAINT INDUSTRIES LIMITED	400000	1.71	PROMOTER/PROMOTER GROUP
6	KAMDHENU CONCAST LIMITED	400000	1.71	PROMOTER/PROMOTER GROUP
7	KAMDHENU OVERSEAS LIMITED	200000	0.85	PROMOTER/PROMOTER GROUP
8	KAMDHENU INFRADEVELOPERS LIMITED	200000	0.85	PROMOTER/PROMOTER GROUP
9	KAMDHENU NUTRIENTS PRIVATE LIMITED	200000	0.85	PROMOTER/PROMOTER GROUP
10	KAMDHENU PAINT INDUSTRIES LIMITED	200000	0.85	PROMOTER/PROMOTER GROUP
11	KAMDHENU CONCAST LIMITED	200000	0.85	PROMOTER/PROMOTER GROUP
12	SARITA AGARWAL	200000	0.85	PROMOTER/PROMOTER GROUP
13	SARITA AGARWAL	200000	0.85	PROMOTER/PROMOTER GROUP
14	KAY2 STEEL LIMITED	200000	0.85	PROMOTER/PROMOTER GROUP
15	SAURABH AGARWAL	188934	0.81	PROMOTER/PROMOTER GROUP
16	SAURABH AGARWAL	100000	0.43	PROMOTER/PROMOTER GRO JP
17	SACHIN AGARWAL	100000	0.43	PROMOTER/PROMOTER GRO JP
18	SACHIN AGARWAL	100000	0.43	PROMOTER/PROMOTER GRO JP
	TOTAL :	4388934	18.76	



(II)(a) STATEMENT SHOWING DETAILS OF DEPOSITORY RECEIPTS (DRS)				
Sr.No.	Type of outstanding DR (ADRs,GDRs,SDRs,etc.)	Number of outstanding DRs	Number of shares underlying outstanding DRs	Shares underlying outstanding DRs as a percentage of total number of shares {i.e., Grand Total (A)+(B)+(C) indicated in Statement at Para(I)(a) above}
TOTAL :		0	0	0



(II)(b) Statement showing Holding of Depository Receipts (DRs), where underlying shares held by "Promoter/Promoter group" are in excess of 1% of the total number shares.				
Sr.No.	Name of the DR Holder	Type of outstanding DR (ADRs,GDRs,SDRs, etc.)	Number of shares underlying outstanding DRs	Shares underlying outstanding DRs as a percentage of total number of shares (i.e., Grand Total (A)+(B)+(C) indicated in Statement at para(i)(a) above}
TOTAL :			0	0

