



(1)(a) STATEMENT SHOWING SHAREHOLDING PATTERN IN CLAUSE-35


NAME OF THE COMPANY:KAMEDHENU ISPAT LTD			
SCRIP CODE:	532741	Name of the Scrip:	
Class of Security:			
QUARTER ENDED:	31/12/2011		
Partly paid-up shares	No. of partly paid-up shares	As a % of total no. of partly paid-up shares	As a % of total no. of shares of the Company.
Held by promoter/promoter group	0	0	0
Held by Public	0	0	0
Total:	0	0	0
Outstanding convertible securities:	No. of outstanding securities	As a % of total no. of outstanding convertible securities.	As a % of total no. of shares of the Company assuming full conversion of the convertible securities
Held by promoter/promoter group	0	0	0
Held by Public	0	0	0
Total:	0	0	0
Warrants:	No. of warrants	As a % of total no. of warrants	As a % of total no. of shares of the Company, assuming full conversion of warrants
Held by promoter/promoter group	2800000	100	11.97
Held by Public	0	0	0
Total:	2800000	100	11.97
Total paid-up capital of the Company, assuming full conversion of warrants and convertible securities	23400000	0	100.00



CATEGORY CODE	CATEGORY OF SHAREHOLDER	NO OF SHAREHOLDERS	TOTAL NUMBER OF SHARES	NO OF SHARES HELD IN DEMATERIALIZED FORM	TOTAL SHAREHOLDING AS A % OF TOTAL NO OF SHARES		SHARES PLEDGE OR OTHERWISE ENCUMBERED	
					AS a PERCENTAGE of (A+B)	As a PERCENTAGE of (A+B+C)	NUMBER OF SHARES	AS a PERCENTAGE (IX)=(VIII)/(IV)*100
(I)	(II)	(III)	(IV)	(V)	(VI)	(VII)	(VIII)	(IX)=(VIII)/(IV)*100
(A)	PROMOTER AND PROMOTER GROUP							
(1)	INDIAN							
(a)	Individual /HUF	21	7247676	6847676	35.18	35.18	0	0.00
(b)	Central Government/State Government(s)	0	0	0	0.00	0.00	0	0.00
(c)	Bodies Corporate	6	4794017	3605083	23.27	23.27	0	0.00
(d)	Financial Institutions / Banks	0	0	0	0.00	0.00	0	0.00
(e)	Others	0	0	0	0.00	0.00	0	0.00
	Sub-Total A(1) :	27	12041693	10452759	58.45	58.45	0	0.00
(2)	FOREIGN							
(a)	Individuals (NRIs/Foreign Individuals)	0	0	0	0.00	0.00	0	0.00
(b)	Bodies Corporate	0	0	0	0.00	0.00	0	0.00
(c)	Institutions	0	0	0	0.00	0.00	0	0.00
(d)	Others	0	0	0	0.00	0.00	0	0.00
	Sub-Total A(2) :	0	0	0	0.00	0.00	0	0.00
	Total A=A(1)+A(2)	27	12041693	10452759	58.45	58.45	0	0.00
(B)	PUBLIC SHAREHOLDING							
(1)	INSTITUTIONS							
(a)	Mutual Funds /UTI	0	0	0	0.00	0.00		
(b)	Financial Institutions /Banks	1	700	700	0.00	0.00		
(c)	Central Government / State Government(s)	0	0	0	0.00	0.00		
(d)	Venture Capital Funds	0	0	0	0.00	0.00		
(e)	Insurance Companies	0	0	0	0.00	0.00		
(f)	Foreign Institutional Investors	0	0	0	0.00	0.00		
(g)	Foreign Venture Capital Investors	0	0	0	0.00	0.00		
(h)	Others	0	0	0	0.00	0.00		
	Sub-Total B(1) :	1	700	700	0.00	0.00		




CATEGORY CODE	CATEGORY OF SHAREHOLDER	NO OF SHAREHOLDERS	TOTAL NUMBER OF SHARES	NO OF SHARES HELD IN DEMATERIALIZED FORM	TOTAL SHAREHOLDING AS A % OF TOTAL NO OF SHARES		SHARES PLEDGE OR OTHERWISE ENCUMBERED	
					AS a PERCENTAGE of (A+B)	As a PERCENTAGE of (A+B+C)	NUMBER OF SHARES	AS a PERCENTAGE
(I)	(II)	(III)	(IV)	(V)	(VI)	(VII)	(VIII)	(IX)=(VIII)/(IV)*100
(2)	NON-INSTITUTIONS							
(a)	Bodies Corporate	307	1439915	1439915	6.99	6.99		
(b)	Individuals							
	(i) Individuals holding nominal share capital upto Rs.1 lakh	13401	5228706	5219941	25.38	25.38		
	(ii) Individuals holding nominal share capital in excess of Rs.1 lakh	48	1811689	1811689	8.79	8.79		
(c)	Others							
	NON RESIDENT INDIANS	43	74329	74329	0.36	0.36		
	CLEARING MEMBERS	16	2968	2968	0.01	0.01		
	Sub-Total B(2) :	13815	8557607	8548842	41.54	41.54		
	Total B=B(1)+B(2) :	13816	8558307	8549542	41.55	41.55		
	Total (A+B) :	13843	20600000	19002301	100.00	100.00		
(C)	Shares held by custodians, against which Depository Receipts have been issued							
(1)	Promoter and Promoter Group							
(2)	Public	0	0	0	0.00	0.00		
	GRAND TOTAL (A+B+C) :	13843	20600000	19002301	100.00	0.00	0	0.00

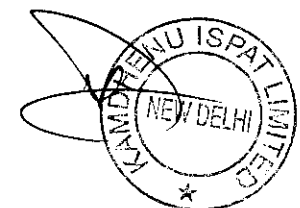


(I)(b) Statement showing holding of securities (including shares, warrants, convertible securities) of persons belonging to the category "Promoter and Promoter Group"											
Sr.No	Name of the Shareholder	Details of Shares held		Encumbered shares (*)			Details of Warrants		Details of convertible securities		Total Shares (including underlying shares assuming full conversion of warrants and convertible securities) as a % of diluted share capital
		No. of Shares held	As a % of grand total (A)+(B)+(C)	Pledge Shares	AS a percentage (VI)=(V)/	AS a % of grand total (A) + (B) + (C) of sub-clause (I)(a)	Number of warrants held	As a % total number of warrants of the same class	Number of convertible securities held	As a % total number of convertible securities of the same class	
(I)	(II)	(III)	(IV)	(V)	(VI)=(V)/	(VII)	(VIII)	(IX)	(X)	(XI)	(XII)
1	KAMDHENU OVERSEAS LIMITED	2599873	12.62	0	0.00	0.00	400000	14.29	0	0.00	12.82
2	SATISH KUMAR AGARWAL	1281742	6.22	0	0.00	0.00	0	0.00	0	0.00	5.48
3	SUNIL KUMAR AGARWAL	1195292	5.80	0	0.00	0.00	0	0.00	0	0.00	5.11
4	SHAFALI AGRAWAL	701942	3.41	0	0.00	0.00	0	0.00	0	0.00	3.00
5	KAMDHENU PAINT INDUSTRIES LIMITED	879700	4.27	0	0.00	0.00	400000	14.29	0	0.00	5.47
6	SARITA AGARWAL	863700	4.19	0	0.00	0.00	200000	7.14	0	0.00	4.55
7	KAMDHENU CONCAST LIMITED	725510	3.52	0	0.00	0.00	400000	14.29	0	0.00	4.81
8	RADHA AGARWAL	383100	1.86	0	0.00	0.00	0	0.00	0	0.00	1.64
9	SATISH KUMAR AGARWAL	365900	1.78	0	0.00	0.00	0	0.00	0	0.00	1.56
10	SHATUL AGARWAL	337700	1.64	0	0.00	0.00	0	0.00	0	0.00	1.44
11	SUNIL KUMAR	300280	1.46	0	0.00	0.00	0	0.00	0	0.00	1.28
12	SACHIN AGARWAL	377280	1.83	0	0.00	0.00	100000	3.57	0	0.00	2.04
13	SAURABH AGARWAL	376500	1.83	0	0.00	0.00	100000	3.57	0	0.00	2.04
14	SHIVANI AGARWAL	240235	1.17	0	0.00	0.00	0	0.00	0	0.00	1.03
15	PRIYANKA AGARWAL	231129	1.12	0	0.00	0.00	0	0.00	0	0.00	0.99
17	KAMDHENU NUTRIENTS PVT. LIMITED	200000	0.97	0	0.00	0.00	400000	14.29	0	0.00	2.56
18	KAMDHENU INFRADEVELOPERS LIMITED	200000	0.97	0	0.00	0.00	400000	14.29	0	0.00	2.56
19	KAMDHENU METALLIC INDUSTRIES LIMITED	188934	0.92	0	0.00	0.00	400000	14.29	0	0.00	2.52
20	ISHITA AGARWAL	145716	0.71	0	0.00	0.00	0	0.00	0	0.00	0.62
21	SOMYA AGARWAL	144660	0.70	0	0.00	0.00	0	0.00	0	0.00	0.62
22	SUNIL KUMAR AGARWAL	100000	0.49	0	0.00	0.00	0	0.00	0	0.00	0.43
25	AYUSH AGARWAL	90600	0.44	0	0.00	0.00	0	0.00	0	0.00	0.39
26	SHREYA AGARWAL	61900	0.30	0	0.00	0.00	0	0.00	0	0.00	0.26
27	AYUSH AGARWAL	50000	0.24	0	0.00	0.00	0	0.00	0	0.00	0.21
	TOTAL :	12041693	58.45	0	0.00	0.00	2800000	100.00	0.00	0.00	63.43


28/08/2020




(l)(c)(i) Statement showing holding of securities (including shares, warrants, convertible securities) of persons belonging to the category "Public" and holding more than 1% of the total number of shares								
Sr.No.	Name of the shareholder	Number of shares held	Shares as a percentage of total number of shares {i.e., Grant total (A)+(B)+(C) indicated in Statement at para (l)(a) above}	Details of warrants		Details of convertible securities		Total shares (including underlying shares assuming full conversion of warrants and convertible securities) as a % of diluted share capital)
				Number of warrants held	As a % total number of warrants of the same class	Number of convertible securities held	% w.r.t total number of convertible securities of the same class	
1	PRADEEP KUMAR GARG	257438	1.25	0	0.00	0	0.00	0.00
2	THREE DEE EXIM PRIVATE LIMITED	234500	1.14	0	0.00	0	0.00	0.00
	TOTAL :	491938	2.39	0	0.00	0	0.00	0.00




(l)(c)(ii) Statement showing holding of securities (including shares, warrants, convertible securities) of persons (together with PAC) belonging to the category "Public" and holding more than 5% of the total number of shares of the company								
Sr.No.	Name(s) of the shareholder(s) and the Persons Acting in Concert (PAC) with	Number of shares held	Shares as a percentage of total number of shares (i.e., Grant total (A)+(B)+(C) indicated in Statement at para (l)(a) above)	Details of warrants		Details of convertible securities		Total shares (including underlying shares assuming full conversion of warrants and convertible securities) as a % of diluted share capital)
				Number of warrants held	As a % total number of warrants of the same class	Number of convertible securities held	% w.r.t total number of convertible securities of the same class	



(I)(d)	STATEMENT SHOWING DETAILS OF LOCKED-IN SHARES"			
SLNO	NAME OF THE SHAREHOLDER	CAT. CODE	NO OF SHARES	PERCENTAGE
1	KAMDHENU OVERSEAS LIMITED	PBC	2599873	12.62
2	KAMDHENU PAINT INDUSTRIES LIMITED	PBC	879700	4.27
3	SARITA AGARWAL	PRO	863700	4.19
4	KAMDHENU CONCAST LIMITED	PBC	725510	3.52
5	SACHIN AGARWAL	PRO	377280	1.83
6	SAURABH AGARWAL	PRO	376500	1.83
7	KAMDHENU NUTRIENTS PVT. LIMITED	PBC	200000	0.97
8	KAMDHENU INFRADEVELOPERS LIMITED	PBC	200000	0.97
9	KAMDHENU METALLIC INDUSTRIES LIMITED	PBC	188934	0.92
	TOTAL :		6411497	31.12



(II)(a) STATEMENT SHOWING DETAILS OF DEPOSITORY RECEIPTS (DRS)				
Sr.No.	Type of outstanding DR (ADRs,GDRs,SDRs,etc.)	Number of outstanding DRs	Number of shares underlying outstanding DRs	Shares underlying outstanding DRs as a percentage of total number of shares {i.e., Grand Total (A)+(B)+(C) indicated in Statement at Para(I)(a) above}
	TOTAL :	0	0	0



(II)(b)	Statement showing Holding of Depository Receipts (DRs), where underlying shares held by "Promoter/Promoter group" are in excess of 1% of the total number shares.			
Sr.No.	Name of the DR Holder	Type of outstanding DR (ADRs,GDRs,SDRs, etc.)	Number of shares underlying outstanding DRs	Shares underlying outstanding DRs as a percentage of total number of shares {i.e., Grand Total (A)+(B)+(C) indicated in Statement at para(i)(a) above}
	TOTAL :		0	0

